






D. Heidi Poole
President

What an incredible year of achievements for Georgia Northwestern Technical College (GNTC)! We are very proud of the accomplishments of our programs, faculty, staff, graduates, and students. Our team is committed to helping students succeed.

The pages of this annual report illustrate our accomplishments this past academic year and



GNTC 2019 Highlights

The Delta Air Lines Foundation awarded \$50,000 to nine Aviation Maintenance training programs across the U.S., including Georgia Northwestern Technical College (GNTC). The grants will help GNTC's program enhance curriculum development



12,454 Students Served by GTC Academic Year 2019

7,730 Students Enrolled Credential Program Study

2,336 Credits Served Economic Development Programs

2,388 Students Served by Adult Education Programs

Cred Enroll by Campus

(some students were assigned more than one home campus)

- 291 Catoosa County Campus
- 2,487 Floyd County Campus
- 1,120 Gordon County Campus
- 471 Polk County Campus
- 2,370 Walker County Campus
- 1,149 Whitfield Murray Campus


Courses by Student

Campus	Courses	Percentage
Catoosa	536	7%
Chattooga	566	7%
Dade	152	2%
Floyd	1,458	19%
Gordon	1,047	14%
Murray	584	7%
Polk	715	9%
Walker	1,001	13%
Whitfield	892	12%
Other Counties	779	10%

Online Learning: 5,284 students took at least one course online at GNTC



4,911 (63.5%) Males
2,819 (36.5%) Females



GNTC continues to rank as a top college for dual enrollment. Among technical colleges, GNTC had the fourth highest number of dual enrolled students with 2,511.

2,511 Total High School Students Enrolled at GTC

While enrolled in high school, these students were also taking college classes. Students could be dual enrolled (postsecondary courses for both high school and postsecondary credit) or joint enrolled (postsecondary courses for postsecondary credit only) or both.

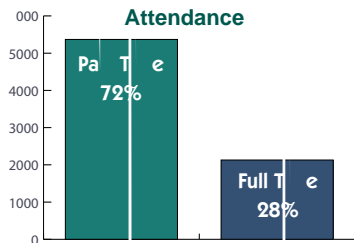
Demographic Diversity

American Indian	28	.4%
Asian	70	.9%
Black	612	7.9%
Hawaiian	4	.1%
Hispanic	1,228	15.9%
Multi-Racial	181	2.3%
No Response	2	0%
White	5,605	72.5%



GTC has a 99.9% placement rate among graduates placed in the field of study or continuing education



(based on AY 2018 data)



Enrollment by Program Area

(Some students did not declare a program)

- 2,434 Business Technologies
- 1,314 Health Technologies and Nursing
- 920 Industrial Technologies
- 683 Public Service Technologies



Adult Education

The Adult Education program offers instruction in Adult Learning Centers throughout our service area. Instructional areas include preparation for the GED® test, adult secondary education, adult basic education, and English as a Second Language. Centers have modern computer labs, study materials and resources, and professional adult education staff for both day and evening programs. Classes operate year-round on the Georgia Northwestern Technical College calendar for fall, spring, and summer semesters.

2,388 Students Served through GTC's Office of Adult Education 2019

**Classroom Hours 108,697 Online Hours 9,536
Total Hours 118,233**

Services through Adult Education were provided in the following counties:

(numbers below may be duplicated as students can obtain services in more than one county)

Catoosa County 163 Floyd County 644 Walker County..... 364
 Chattooga County..... 67 Gordon County..... 259 Whitfield County..... 680
 Dade County 30 Polk County..... 205

GED® Testing

The GED® Testing Centers graduated **555 students** with a GED® Diploma.

Testing Center	All Test Takers	Tested Through All Centers	Graduates
Floyd	277	222	182
Gordon	105	92	69
Walker	166	131	116
Whitfield Murray	147	106	95
Corrections	148	119	93

Females 1,295 (54.2%)
Males 1,093 (45.8%)



Age of Students	Count	Percentage
Under 19	511	(21.4%)
19-24	567	(23.7%)
25-44	1012	(42.4%)
45-59	261	(11%)
60 and over	37	(1.5%)

A ual e o 2019