



[Dark teal header bar]		
[Light gray cell]	[Light gray cell]	[Light gray cell]



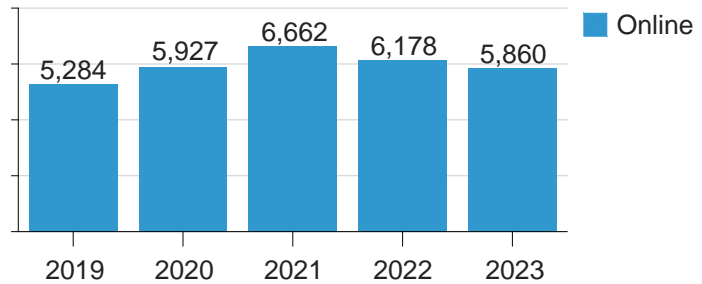
College Snapshot by Year

TEC0185

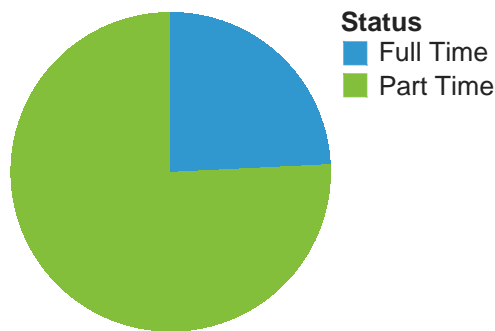
College: Georgia Northwestern Tech College
Year: Academic Year 2023

Enrollment: Registration Trends

Online Enrollment		
Year	Online Count	Online Percent
2019	5,284	68.4%
2020	5,927	69.0%
2021	6,662	78.1%
2022	6,178	76.5%
2023	5,860	73.0%



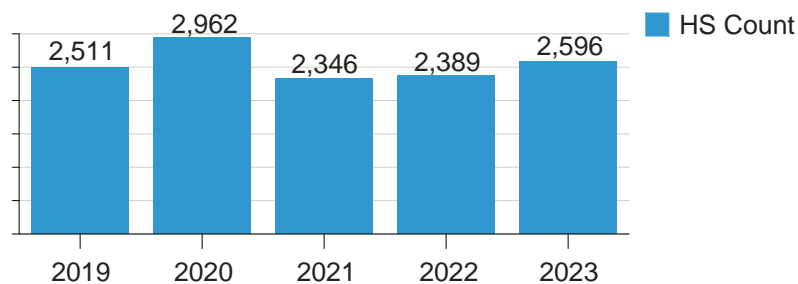
Full Time/Part Time Status		
Status	Count	Percent of Total
Full Time	1,488	24.2%
Part Time	4,655	75.8%



Fall Semester 2022

Enrollment: High School Collaboratives

High School Summary	
Year	Count
2019	2,511
2020	2,962
2021	2,346
2022	2,389
2023	2,596



Ó[~ } cÁ=Áæ } Á ~ } ä ~] ß&æc^äá@ä *@Á•&@ [[[Á • c ~ ä ^ } cÁ& [~ } cÉÁ Úc ~ ä ^ } c•Á&æ } Áä^Áä ~ æ] Á ^ } ; [[[ÁäCçæ Vá } *Á] [•c•^& [] äæ! ^Á& [~ /•^•Á- [/Áà [c@Á@ä *@Á •&@ [[[Áæ } äÁ] [•c•^& [] äæ! ^Á& / ^ ääcDÁ [/Áb [ä } cÁ ^ } ; [[[ÁäCçæ Vá } *Á] [•c•^& [] äæ! ^Á& [~ /•^•Á- [/Á] [•c•^& [] äæ! ^Á& / ^ ääcÁ [] ^DÁ [/Áà [c@É

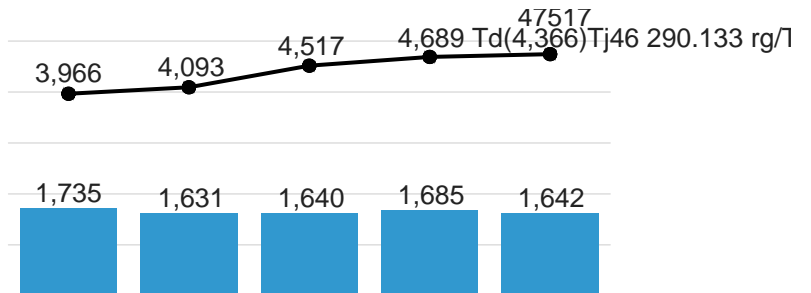
College Snapshot by Year

TEC0185

College: Georgia Northwestern Tech College
Year: Academic Year 2023

Graduates

Graduation Summary		
Graduation Year	Graduate Count	Award Count
2019	1,735	3,966
2020	1,631	4,093
2021	1,640	4,517
2022	1,685	4,689
2023	1,642	4,743



Awards Conferred by Award Level		
Award Level	Award Count	Percent of Total
Technical Certificate of Credit	3,625	76.4%
Diploma	606	12.8%
Associate Degree	512	10.8%

Awards Conferred by Technology Group		
Technology Group	Award Count	Percent of Total
Agriculture/Natural Resource Technologies	26	0.5%
Business Technologies	1,328	28.0%
CIS Technologies	230	4.8%
Health Technologies	551	11.6%
Industrial Technologies	1,791	37.8%
Personal Service Technologies	817	17.2%

Placement

Based on Academic Year **2022** graduates:

Placement in Field	
Graduation Year	Placed in Field Rate
2022	91.7%